



Purchase of Services Expenditure

by Diagnosis, Ethnicity, Language, Residence and Age

FY 2019-2020

Public Meeting - March 2021

Why? 為什麼?

- Lanterman Act – W & I Code 4519.5 蘭特曼法案
- Changes in the populations in both our community and in the state. 我們社區和加州人口的變化。
 - Diagnosis 診斷
 - Age 年齡
 - Ethnicity 種族
 - Language 語言
 - Residence 居住
- Look at current trends and changes to understand and be responsive to meet both existing and emerging needs 審視當前趨勢和變化，以了解並做出回應以滿足既有需求和新出現的需求
- Identify how to meet the needs of our consumers and families in a way that is responsive to diverse cultural and linguistic needs 辨認如何針對我們多元化的文化和語言需求的消費者和家庭作出回應以滿足他們的的需求
- Share information and hold a discussion with our community about the data and what is needed to reduce any disparities 分享信息，並與我們的社區討論數據，以及減少差距的必要條件

Compilation Of Data 資料彙集

The department and the regional centers shall annually collaborate to compile data in a uniform manner relating to purchase of service authorization, utilization, and expenditure by each regional center with respect to all of the following: 州政府部門和區域中心應每年合作，以統一的方式收集與每個區域中心在以下族群分類之服務購買(POS)的授權、使用和支出有關的數據：

Age of consumer in the following categories: 客戶族群按年齡分類如下：

Birth to age two, inclusive. 出生至兩歲（含）

Three to 21, inclusive. 3歲至21歲（含）

Twenty-two and older. 22歲及以上

Race or ethnicity of the consumer. 客戶的族裔

Primary language 主要使用語言

Disability detail and if applicable, a category specifying that the disability is unknown. 殘疾詳細信息，和如果適用，指明殘疾未知的類別

Residence type, subcategorized by age, race or ethnicity, and primary language. 居住類型、按年齡、族裔和主要使用語言分類。

Data reported shall also include the number and percentage of individuals, categorized by age, race or ethnicity, and disability, and by residence type, who have been determined to be eligible for regional center services but are not receiving purchase of service funds. 報告的數據還應包括按年齡、族裔，殘障和居住類型分類的人數和百分比，這些個人已被確定有資格獲得區域中心服務，但沒有購買服務資金。

Public Meetings 公共會議

- We meet with stakeholders in one or more public meetings regarding the data within three months of compiling the data. 在彙集數據後的三個月內，我們與福利制定者舉行一次或多次有關數據的公共會議。
- Since this is a virtual meeting, you can find our data on our 由於這是線上會議，您可以在我們的網站上看到這些數據。 <https://secureservercdn.net/166.62.108.196/v6q.90e.myftpupload.com/wp-content/uploads/2020/12/RCFY-2019-2020.pdf>
- We provide notice of 30 days or more to the community as well as to the Department of Developmental Services. 我們向社區以及發展服務部提供30天或更長時間的通知。
- Meetings are provided in multiple languages and with different groups so we can get turnout across our community .會議提供多種語言和不同群體的分組，因此我們可以獲得整個社區的參與。

Goals for this Meeting 本次會議的目標

- **Check current trends and changes so we can understand the actual needs and satisfactorily address them as well as emerging needs.** 檢視當前的趨勢和變化，以便使我們了解並滿足他們的實際需求以及新出現的需求。
- **Share information with the community and discuss possible ways to promote equity and reduce disparities rooted in inequities.** 與社區共享信息，並討論促進平等和減少不平等現象差距根源的可能方法。
- **Gain community input about how to adequately address the ethnic and linguistic diversity of our consumers and families.** 獲得有關如何充分解決我們的客戶和家庭的族裔和語言多元性的社區意見。

Reporting 匯報

We must report to the DDS annually and include:

我們必須每年向**DDS**報告，包括：

- Actions taken to improve public attendance and participation at stakeholder meetings, including attendance and participation by underserved communities. 為提高公眾出席和參與福利制定者會議採取的行動，包括服務水平較低的社區的出席和參與。
- Copies of minutes from the meeting and attendee comments. 會議記錄和與會者評論的副本
- Whether the data shows a need to reduce disparities in the purchase of services among consumers in the regional center's catchment area. 數據是否顯示有必要減少區域中心服務地區客戶之間在服務購買(**POS**)方面的差異。
- Recommendations and plan to promote equity, and reduce disparities, in the purchase of services. 促進服務購買中的公平並減少差異的建議和計劃。

Each regional center and the department shall annually post the reports on its Internet Web site by August 31. 每個區域中心和部門應每年在**8月31日**之前將報告發佈到其官方網站上。

DDS Requirements 發展服務部制定的條件

DDS must : **DDS必須:**

Meet with stakeholders to review the data and identify barriers to equitable access to services and supports among consumers

與福利制定者會面以審查數據並辨認客戶獲得公平服務和支持的困難。

Encourage the development and expansion of culturally appropriate services, service delivery, and service coordination.

鼓勵開發和擴展符合文化的服務，服務交付和服務協調。

Identify best practices to reduce disparity and promote equity .

辨認減少差距和促進公平的最佳做法。

Report to the legislature on its actions 向立法機關報告其行動

What are POS Expenditures and Utilization?

什麼是POS支出和使用率？

- Expenditures show the cost of services that have been paid for by the regional center 支出顯示區域中心已支付的服務費用
 - Doesn't include Services provided through contract such as Transportation and Crisis Services 不包括按合約提供服務的項目，如:交通運輸和危機服務
 - Doesn't include services such as In Home Support Services, Medicare, Medi-Cal, private insurance, SSI, and educational services 不包括IHSS，Medicare Medi-Cal，私人保險，SSI和教育服務等項目
- Utilization doesn't include services provided but not paid for due to late bills. 使用率不包括已提供的服務，但因逾期請款未支付的部分。

Other Factors 影響支出與使用率的其他因素

- These expenditures and numbers include more than our average number of consumers as anyone who spent part of the year here is included 某些支出和客戶人數包括超出我們的平均人數，某些客戶的年度部分花費也算在其中。
- Clients with multiple diagnoses are counted more than once in some areas. 在某些區域，多重診斷的客戶被重複計算。
- Some slides include information on authorized expenditures and some on utilization 以下有些幻燈片包含有關授權支出的信息，而另一些包含使用率的信息。

RCEB and Our Community

東灣區域中心與我們的社區

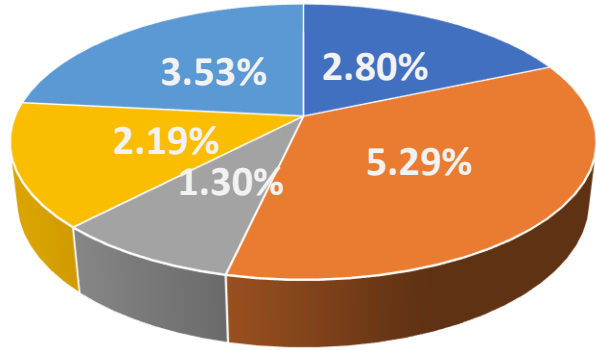
- One of 21 regional centers in California 加州21個區域中心之一
- Serves Alameda and Contra Costa County 服務Alameda和Contra Costa兩縣
- The data in this report reflects 23,423 consumers. These are consumers who were served by RCEB at any time in the 2019/2020 fiscal year. Some of those consumers may have moved in or out of our area at any time during the year.這份報告中的數據反映了23,423名客戶。這些是RCEB在2019/2020會計年度裡提供服務的客戶。一年中任何時候，都會有客戶搬入或遷出我們的地區。

Number of RCEB Consumers by Ethnicity and Age

RCEB客戶人數（按族裔和年齡劃分）
(2019/2020)

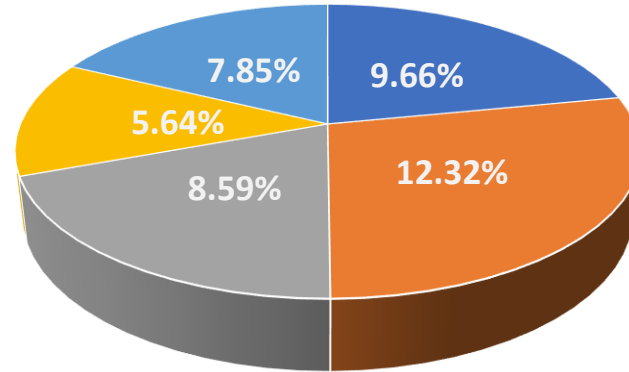
Ethnicity	All Ages 全年齡層	Ages 0 to 2 0-2歲	Ages 3 to 21 3-21歲	Ages 22 and Older 22歲以上
American Indian or Alaska Native 美洲印第安人或阿拉斯加原住民	43	5	10	28
Asian 亞洲人	4,313	657	2,265	1,391
Black/African American 黑人/非裔美國人	3,668	306	1,322	2,040
Hispanic 西班牙裔	5,604	1,241	2,887	1,476
Native Hawaiian or Other PI 夏威夷或其他太平洋群島原住民	81	14	47	20
Other Ethnicity or Race/ Multicultural 其他族裔或/多元文化	3,554	827	1,839	888
White 白人	6,160	514	2,013	3,633
Totals 合計	23,423	3,564	10,383	9,476

UNDER 3



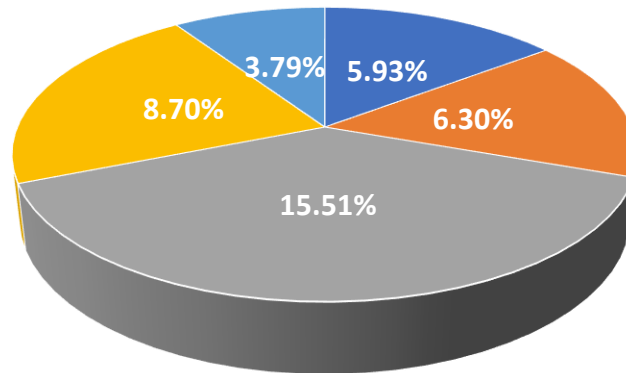
■ Asian ■ Hispanic ■ Black ■ White ■ Other/Multicultural

3 to 22



■ Asian ■ Hispanic ■ White ■ Black/African American ■ Other/Multicultural

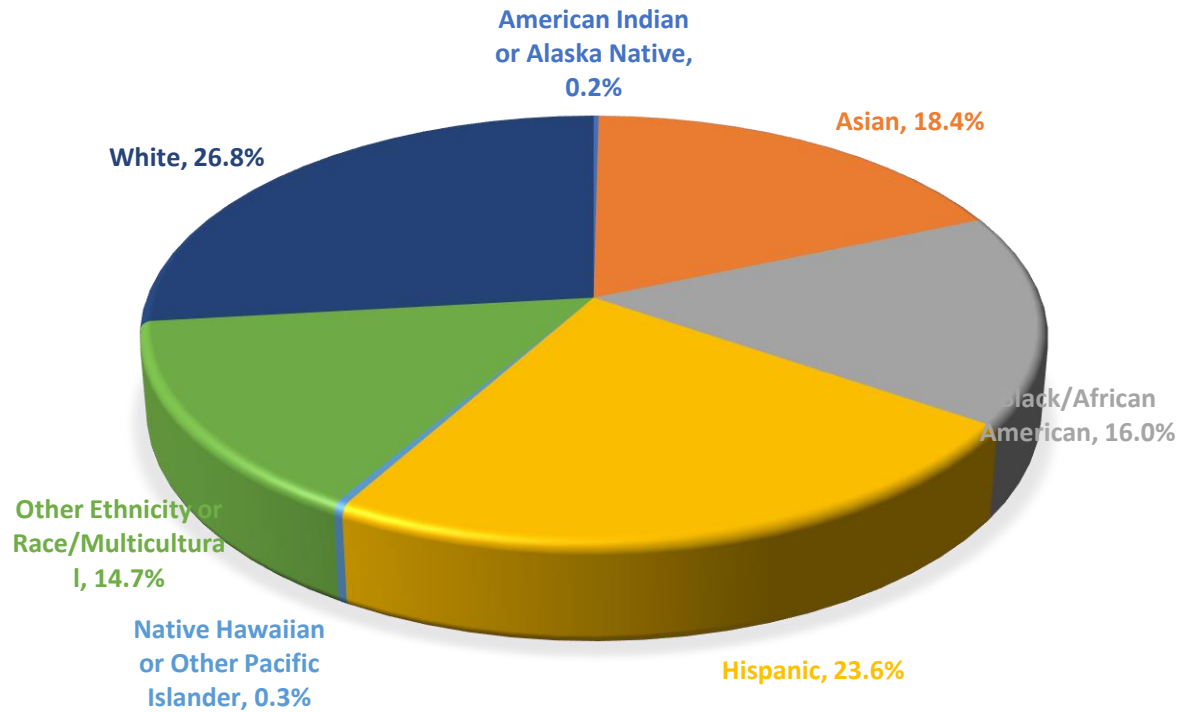
ADULTS



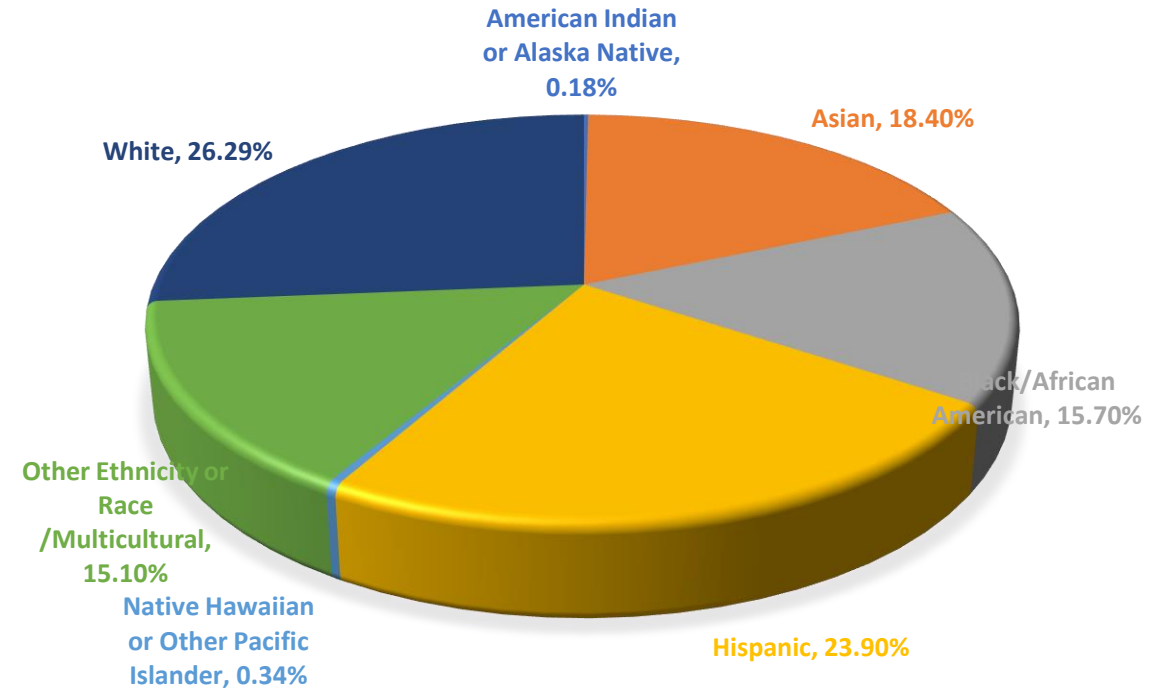
■ Asian ■ Hispanic ■ White ■ Black/African American ■ Other/Multicultural

RCEB YEAR TO YEAR 年度比較

2018-2019

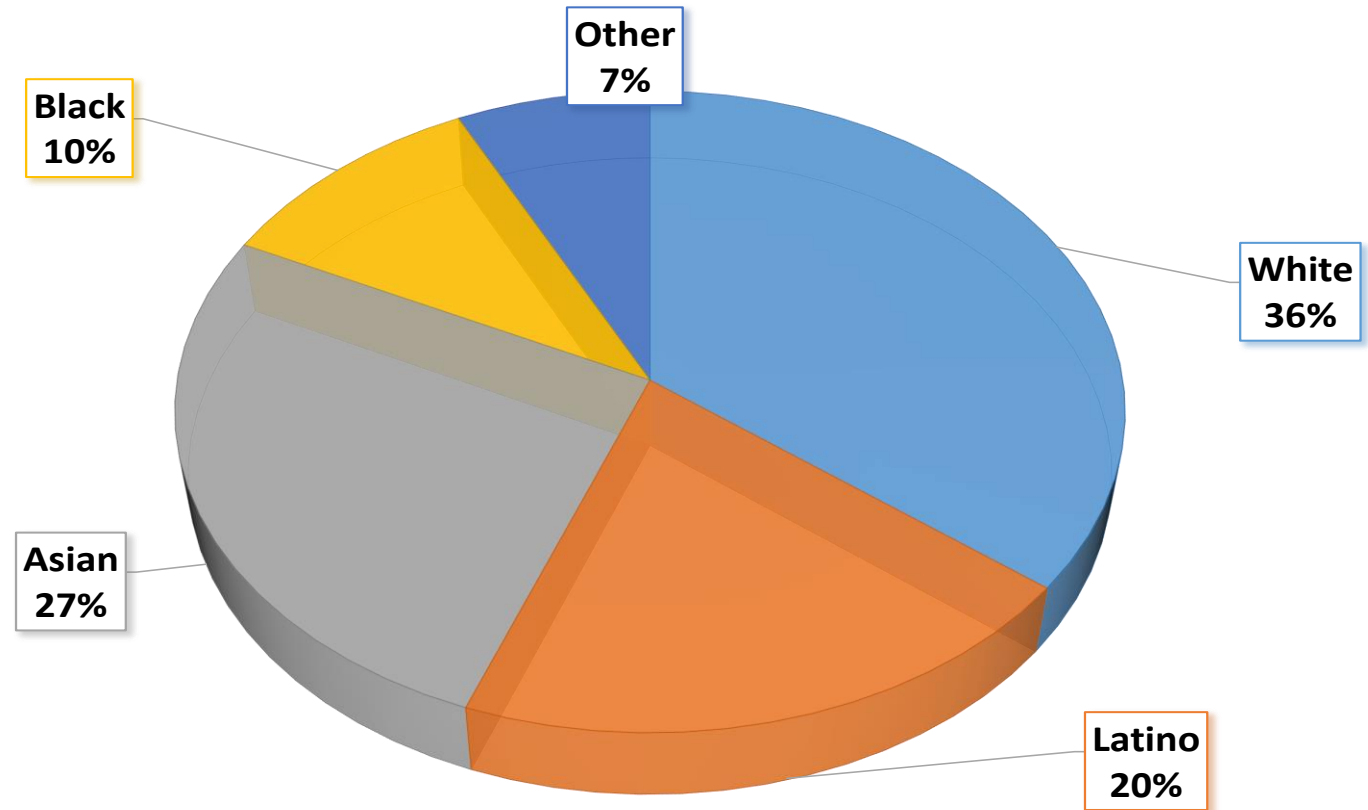


2019 -2020



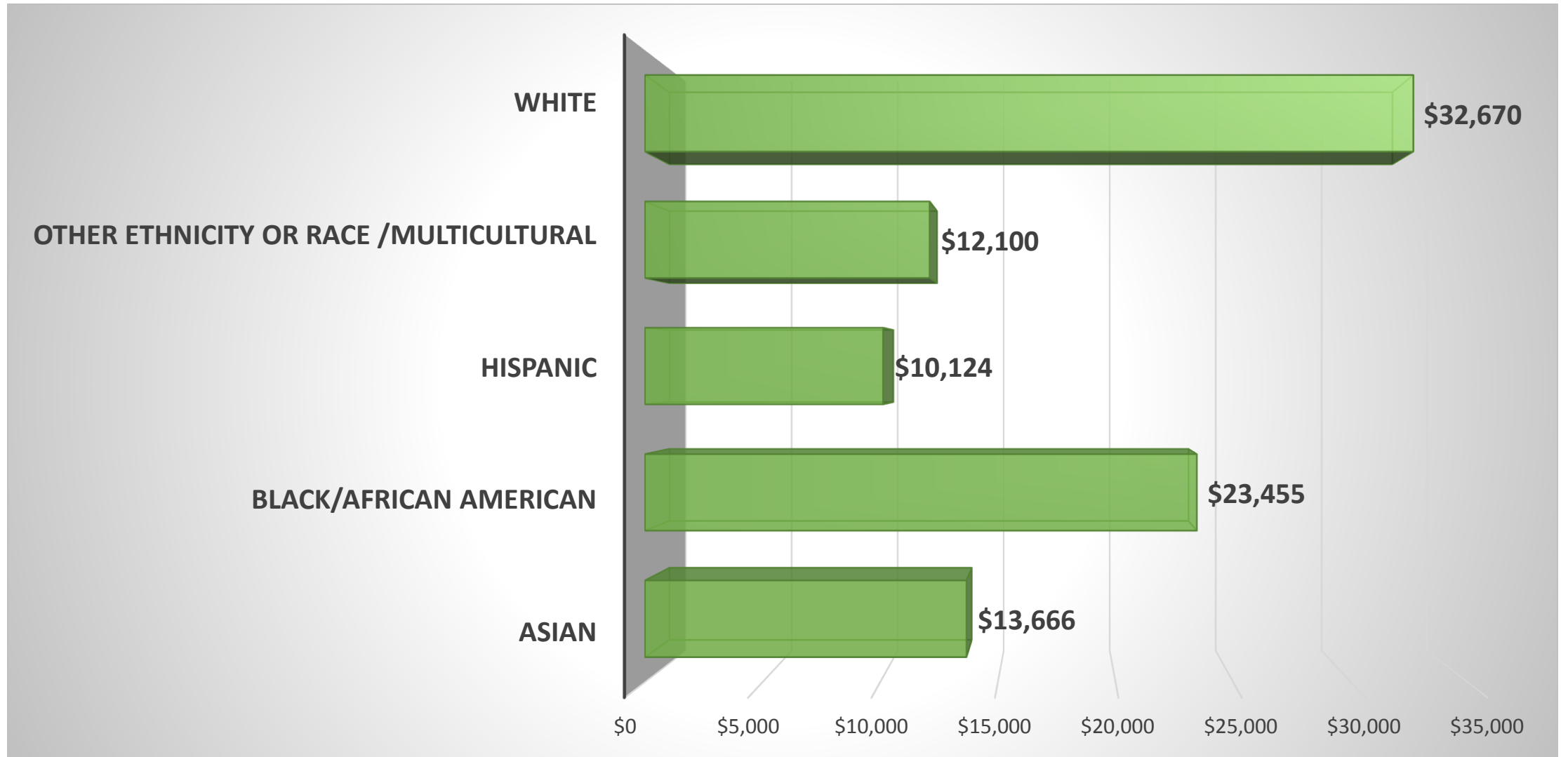
人口統計數據

Alameda – Contra Costa Demographics



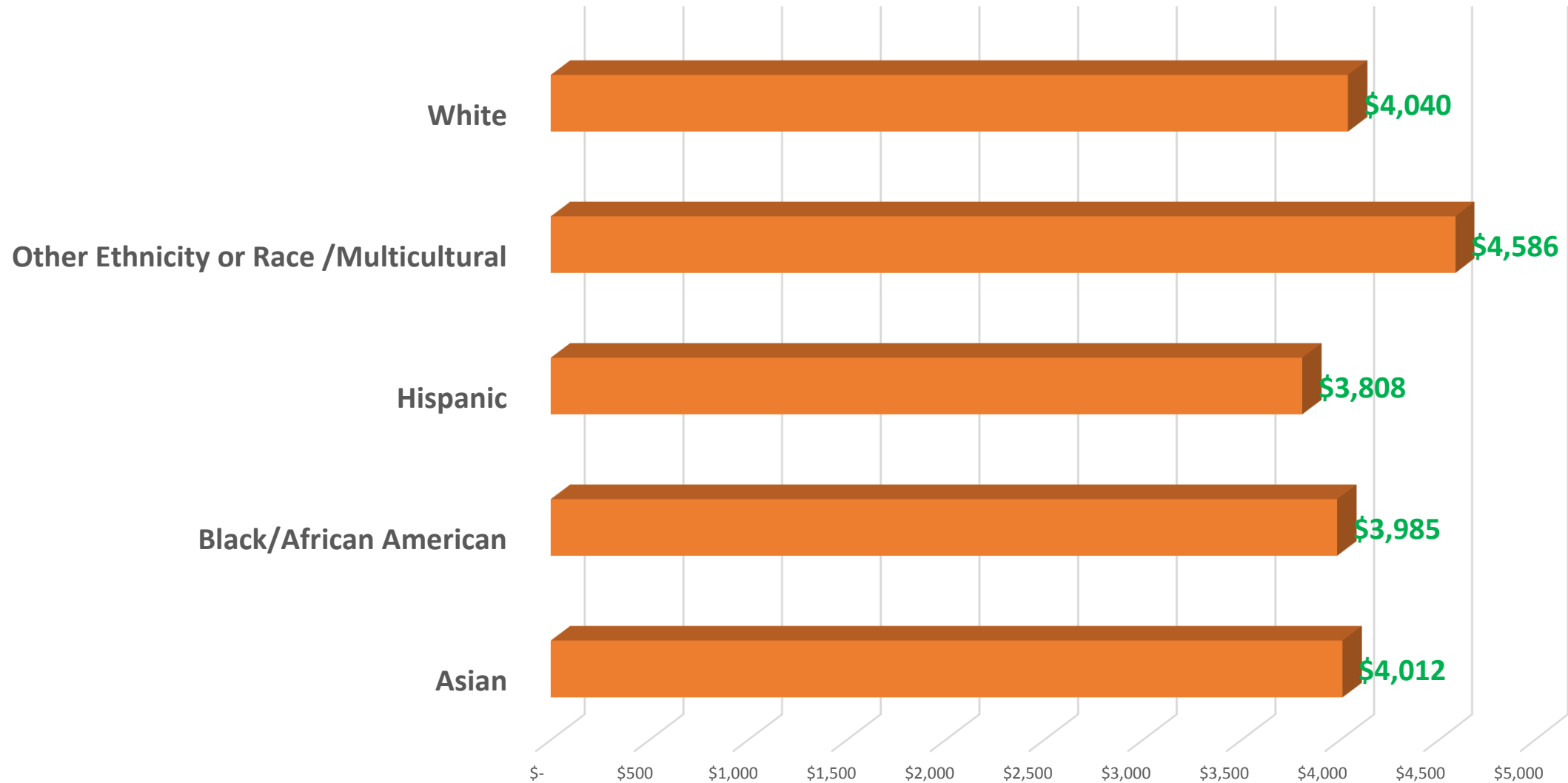
All Ages Expenditure by Ethnicity

全年齡層的支出，按族裔劃分



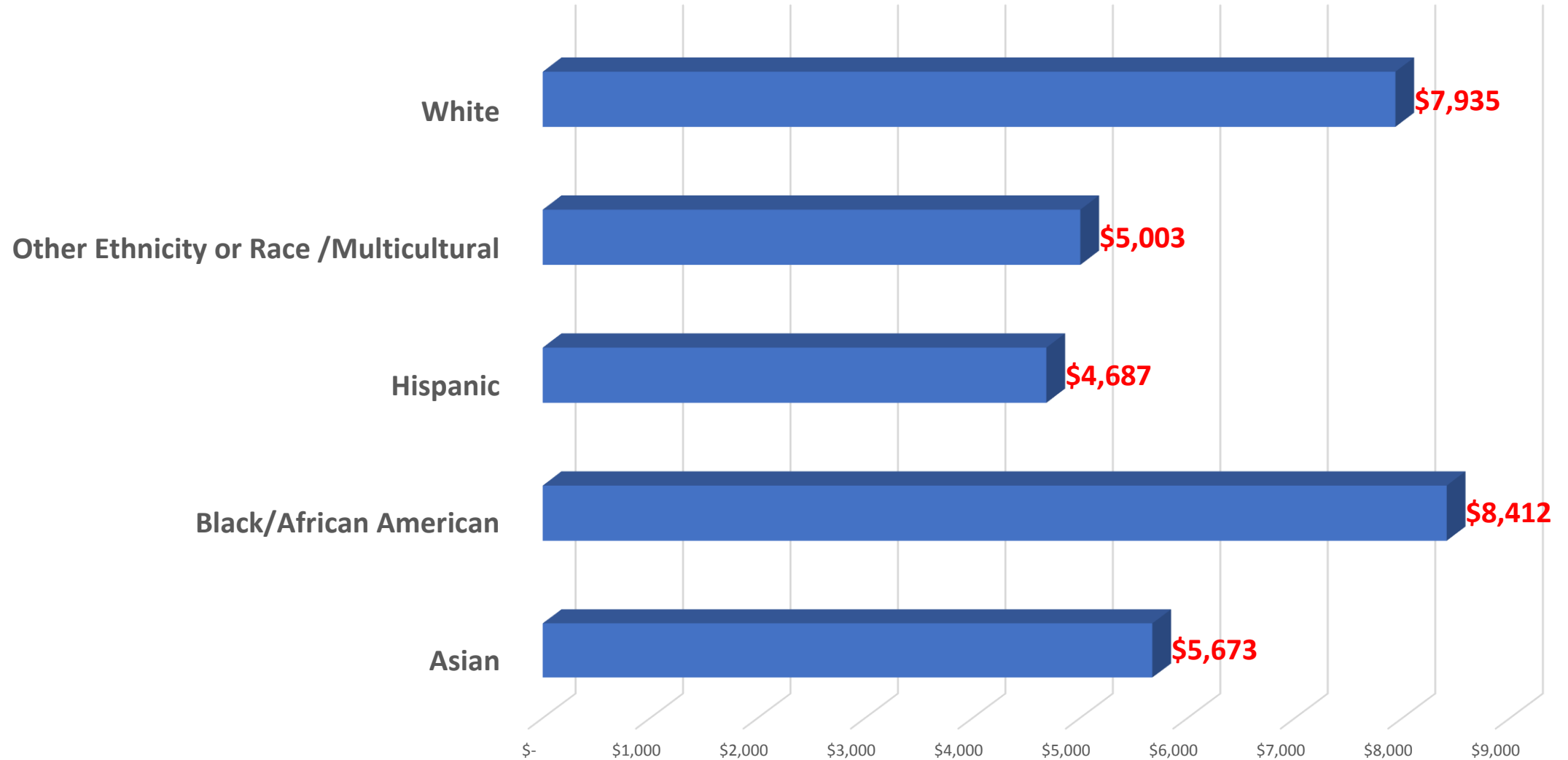
Under 3 Expenditures by Ethnicity

3歲以下族群的支出，按族裔劃分



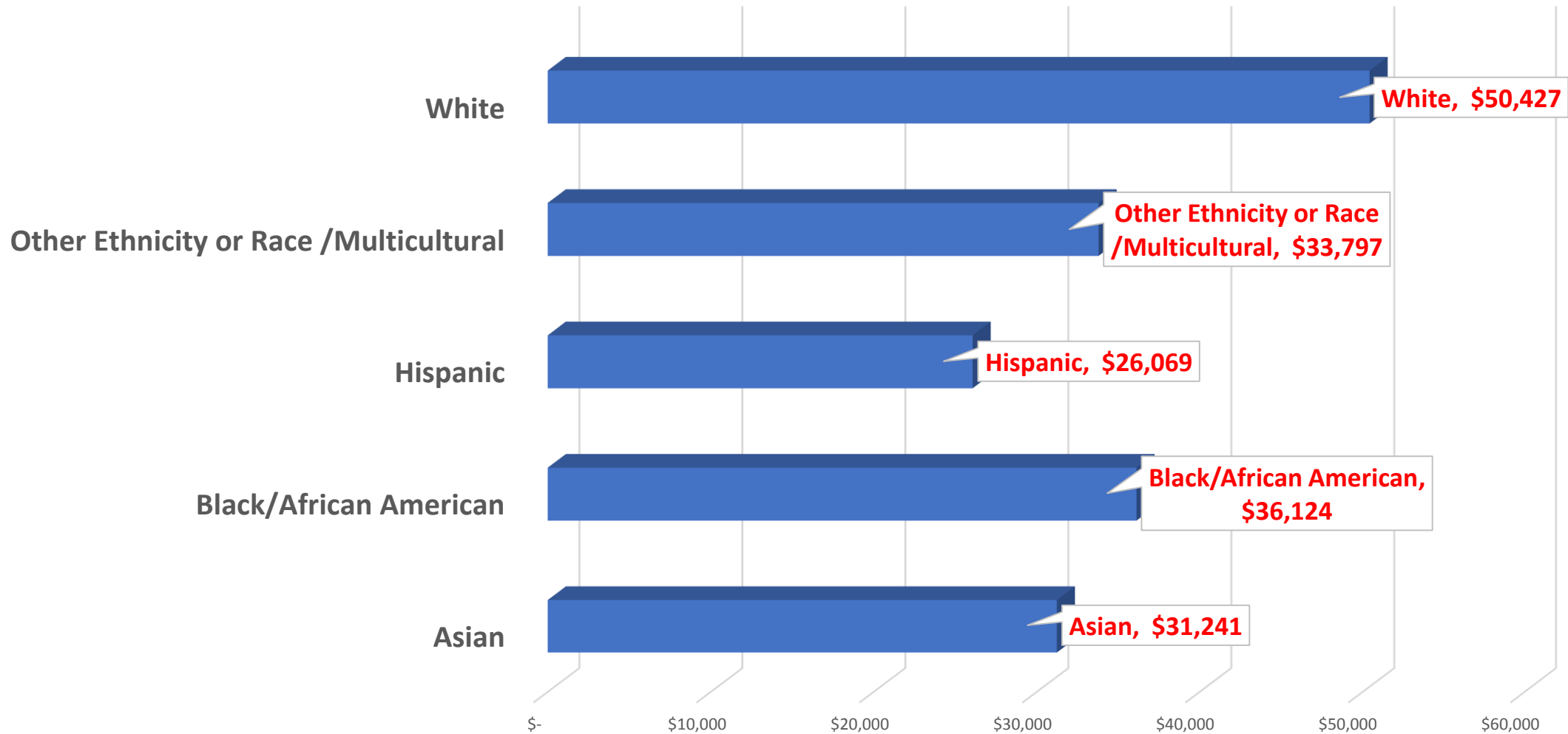
3 to 21 Expenditures by Ethnicity

3歲至21歲族群的支出，按族裔劃分

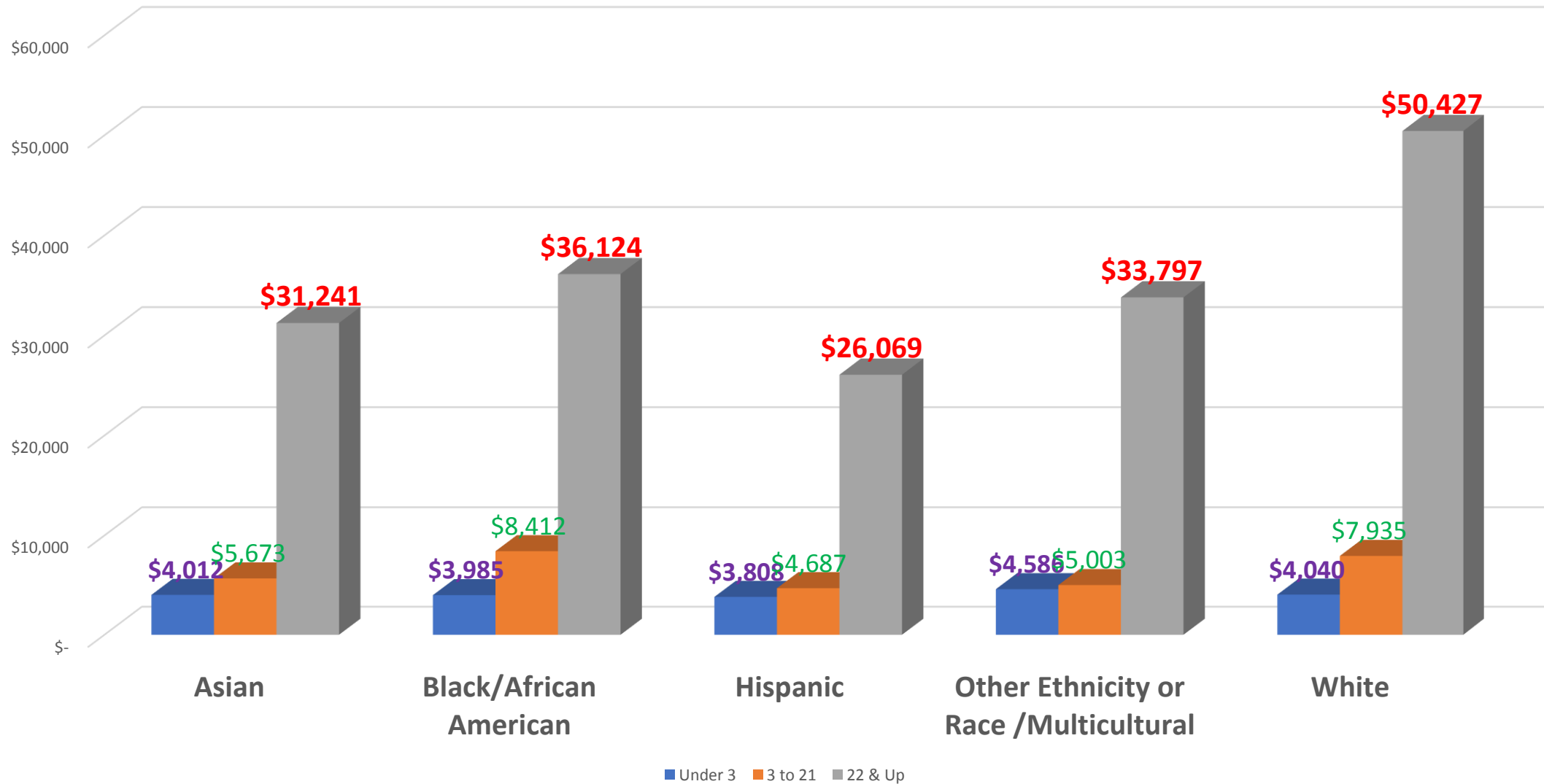


22 and UP Expenditures by Ethnicity

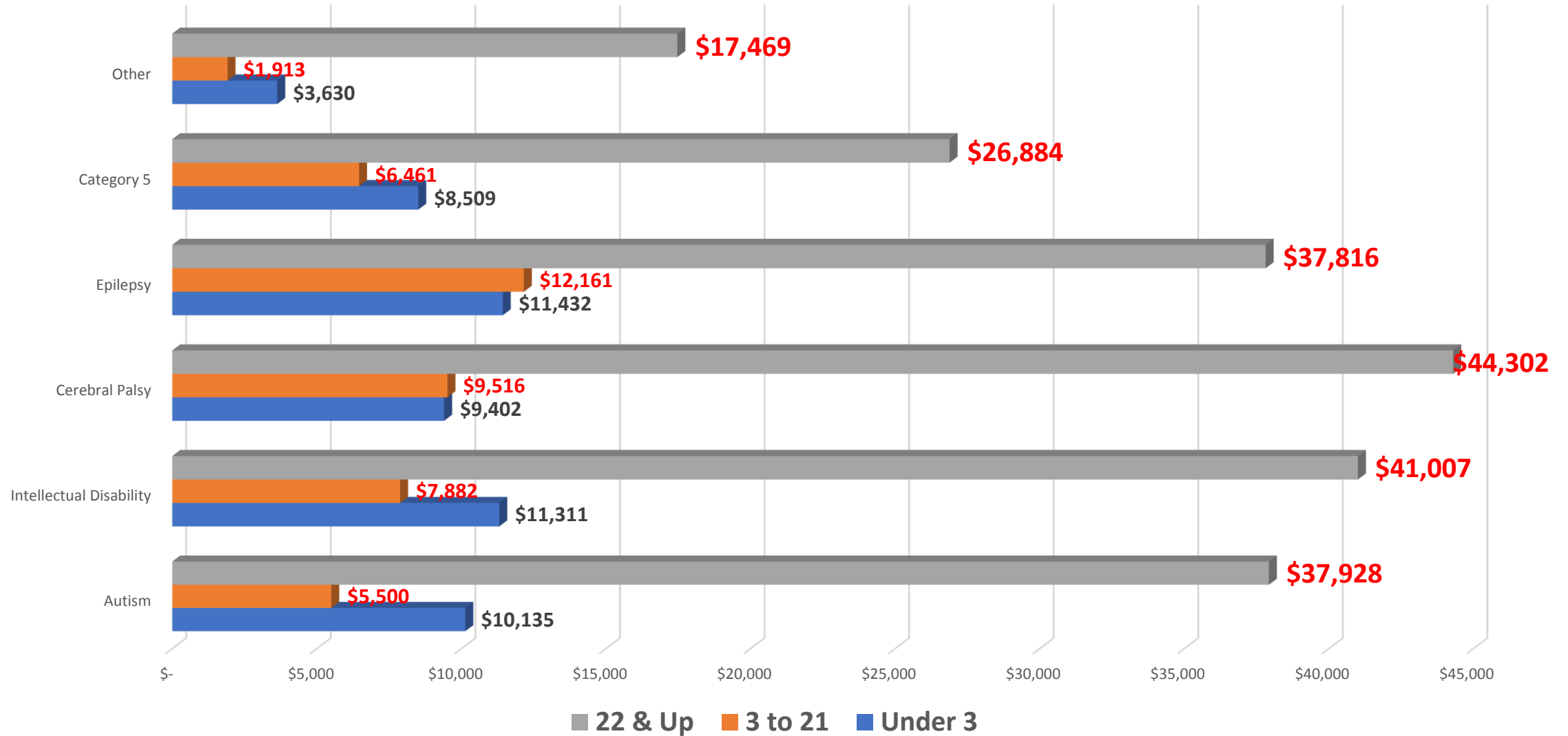
22歲以上族群的支出，按族裔劃分



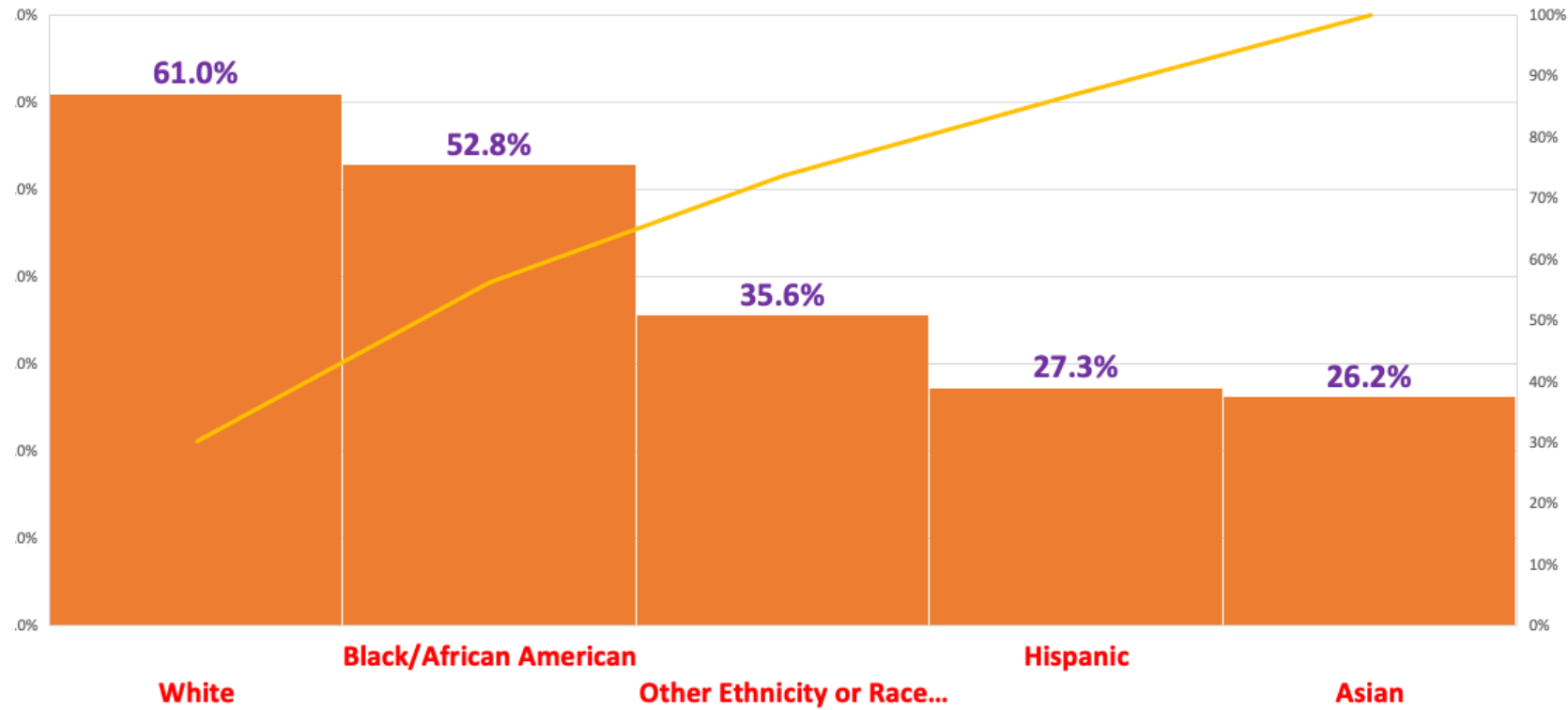
Expenditure By Age 按年齡劃分的支出



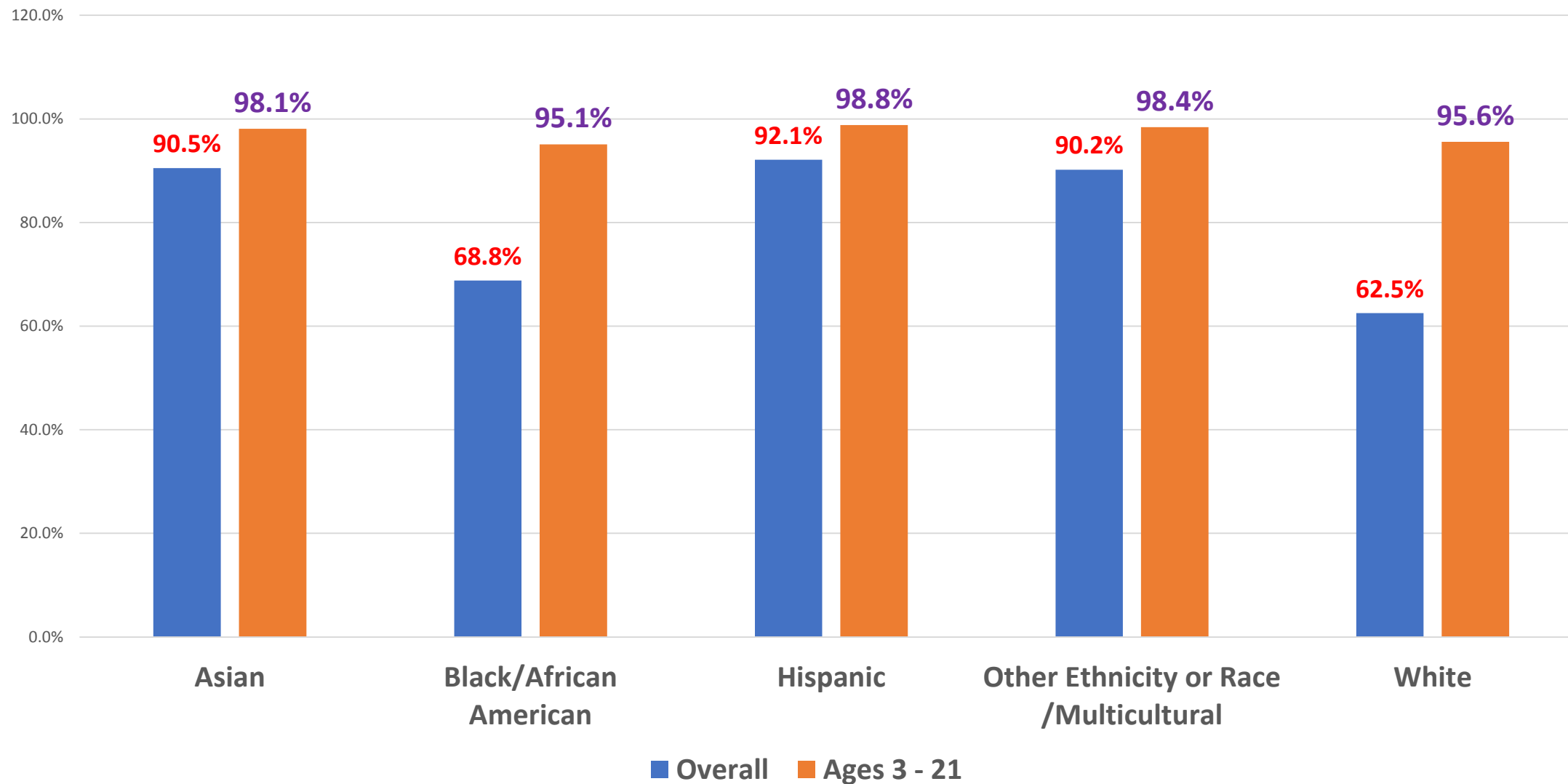
Expenditure By Diagnosis 按診斷劃分的支出



Adults Living Out of Home By Ethnicity or Race 按族裔劃分居住在外的成人

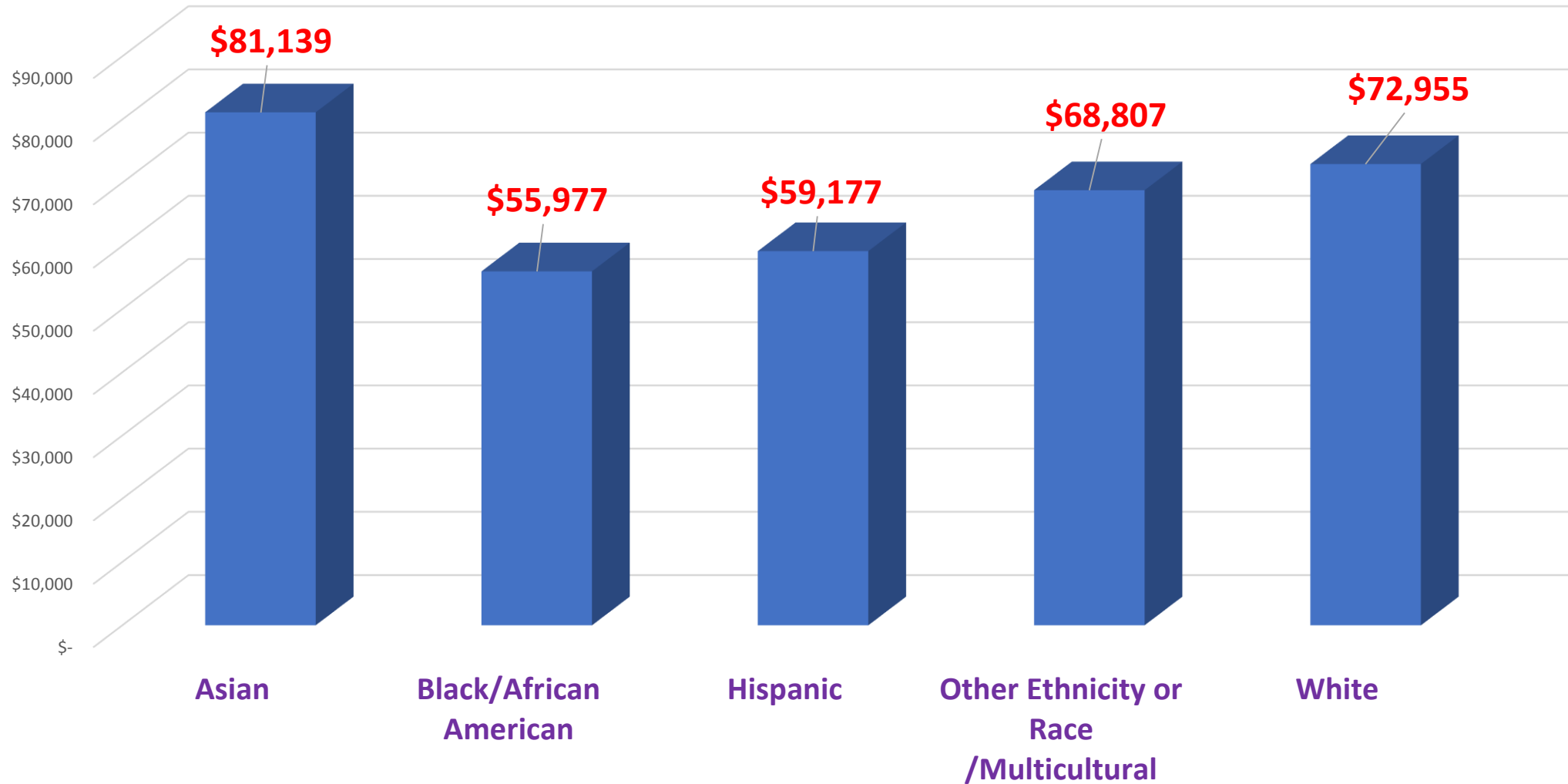


Living at Home Overall & Ages 3 – 21 居住在家的整體客戶與3-21歲年齡層

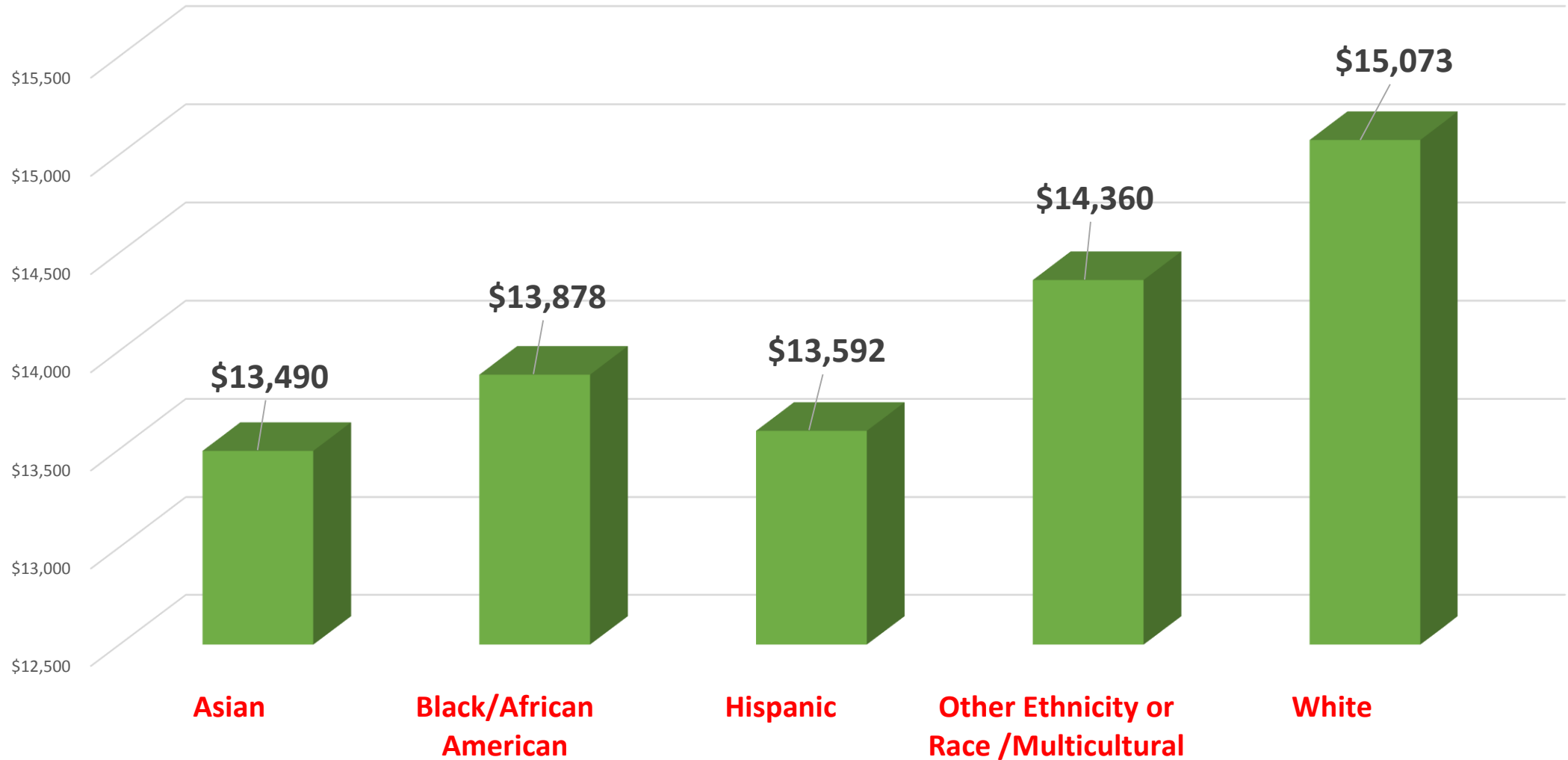


Expenditure for Adults Living Out of Home

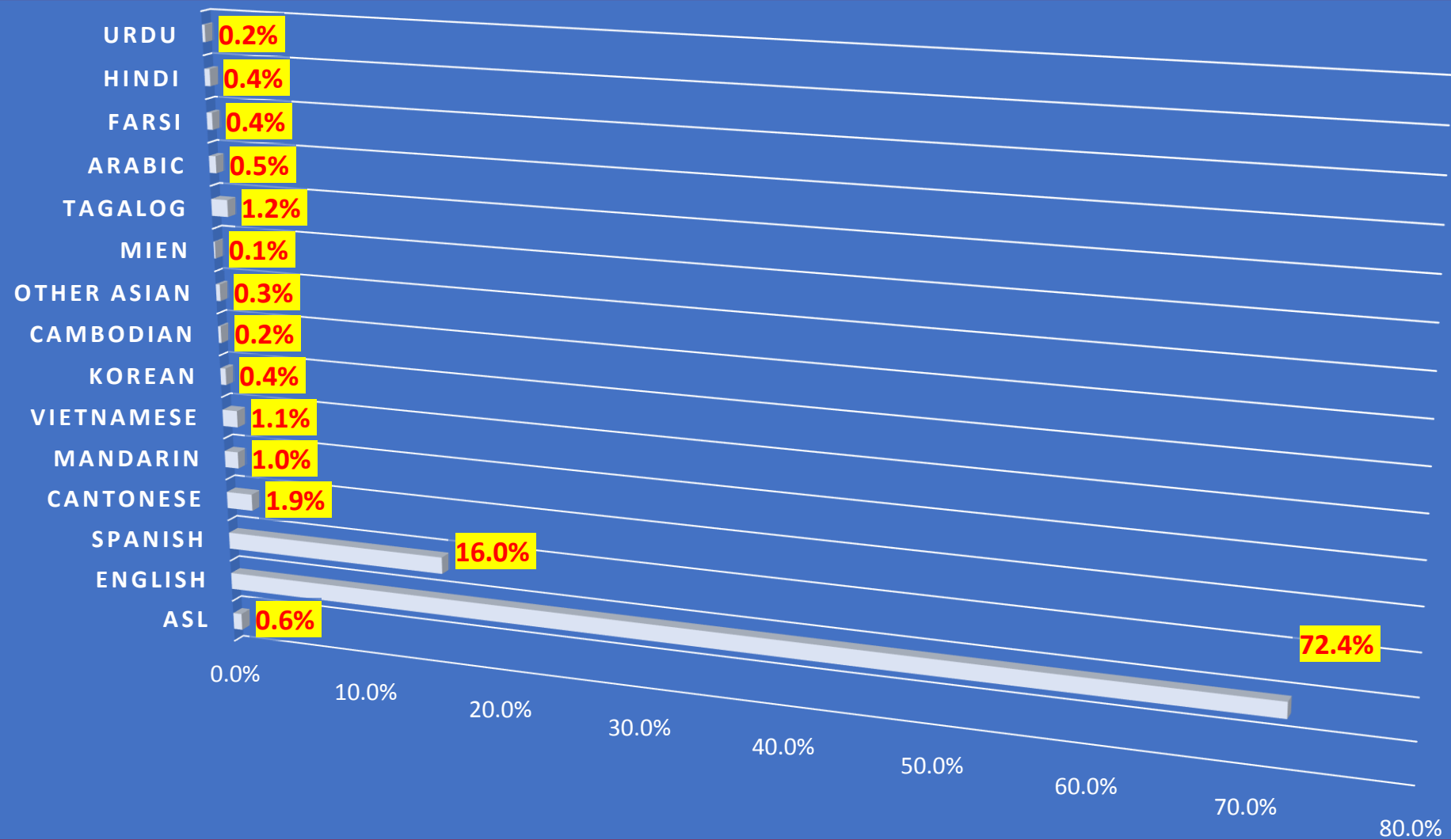
成年人居住在外的支出



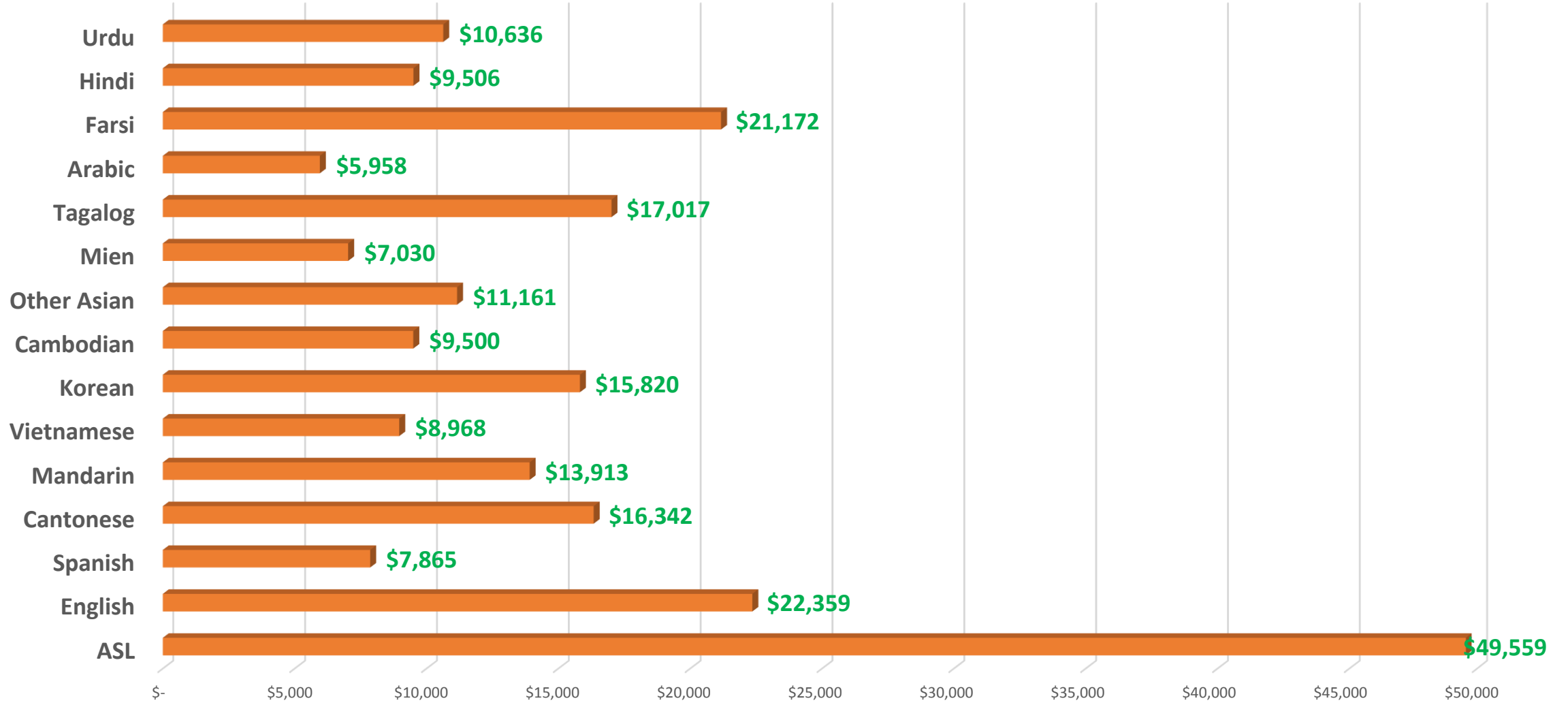
Expenditure for Adults Living at Home 成年人居住在家的支出



Language All Ages 全年齡層使用語言分佈

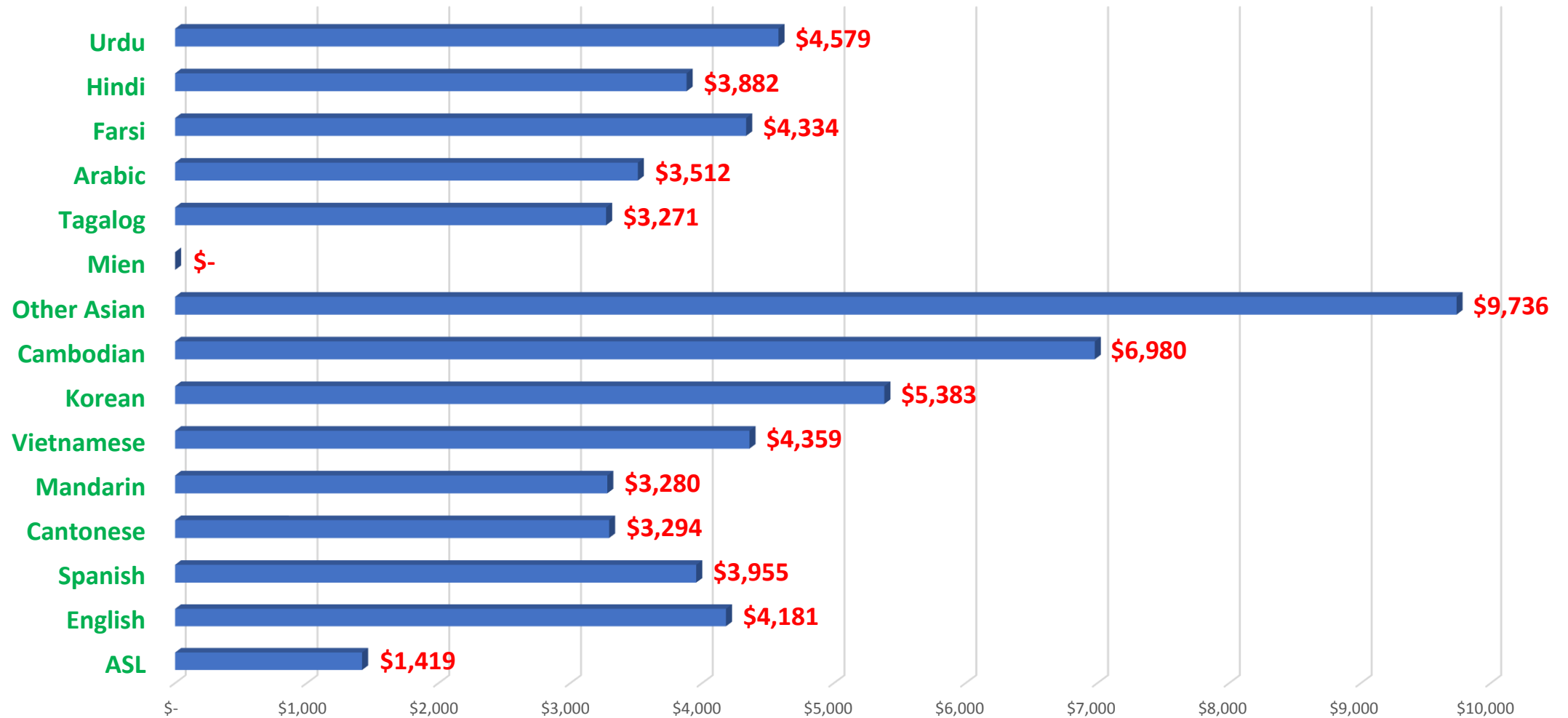


All Ages Expenditure By Language 按語言劃分，所有年齡層支出分佈



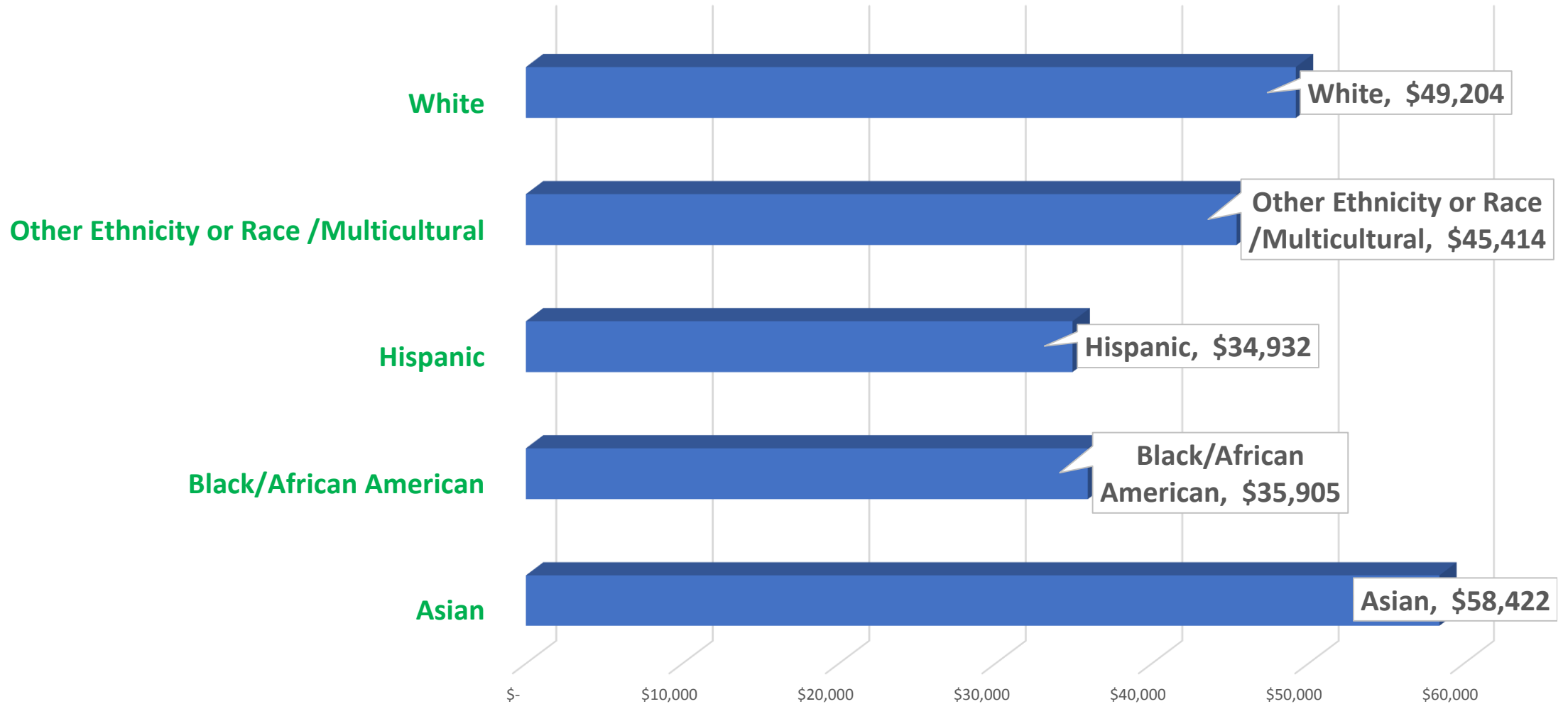
Expenditures – Under 3 By Language

按語言劃分，3歲以下年齡層支出分佈

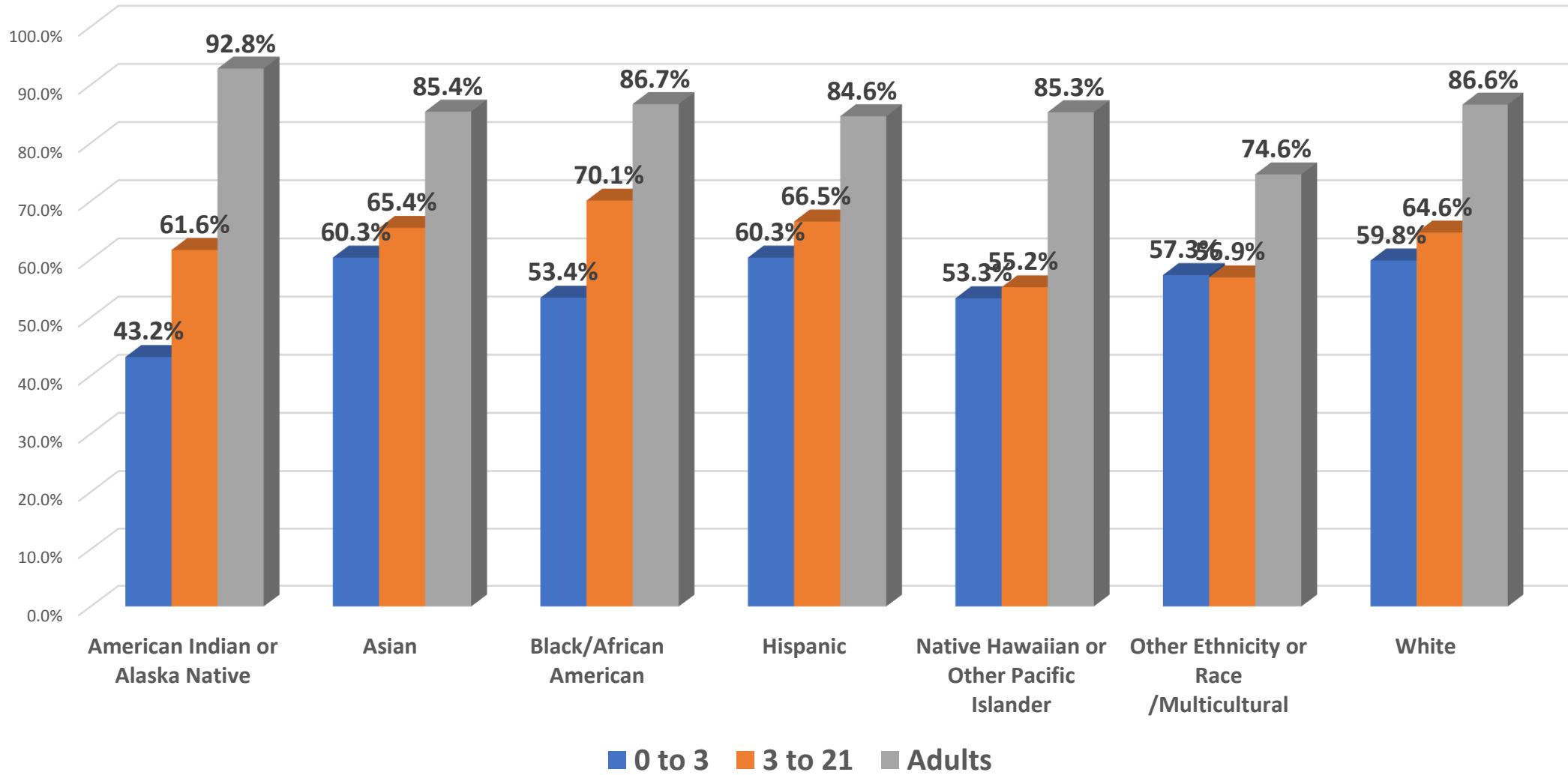


POS By Ethnicity or Race for Residence Type: ILS/SLS - Adults

按族裔或居住類型劃分，ILS / SLS-成人POS使用分佈
(ILS: 獨立生活技能培訓，SLS: 支持生活服務)



Utilization 使用率



Consumers with No Purchase of Services

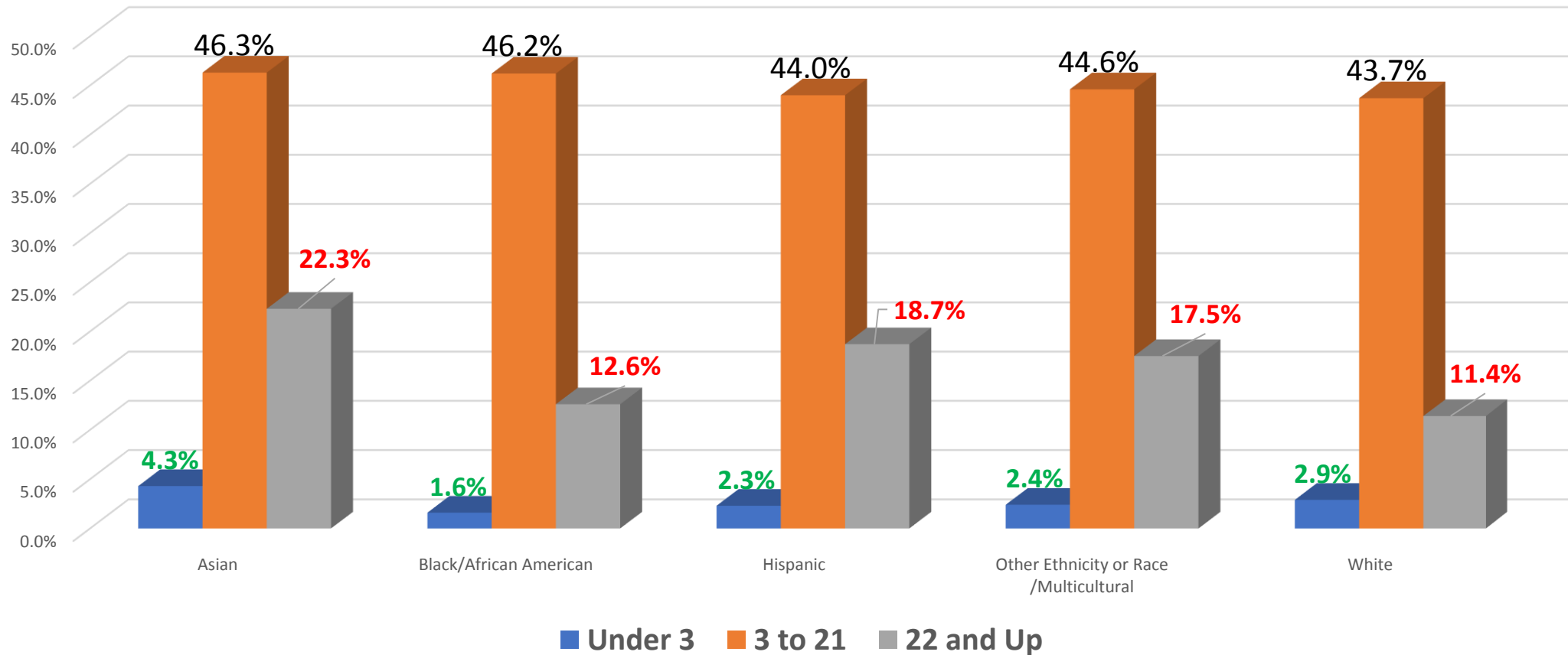
沒有購買服務的客戶

- These Individuals received RCEB case management services. However during the Fiscal Year 2019 – 2020 there were no purchase of services authorized

個人只有獲得RCEB個案管理服務，但是在2019-2020會計年度，RCEB並沒有授權予購買服務(POS)。

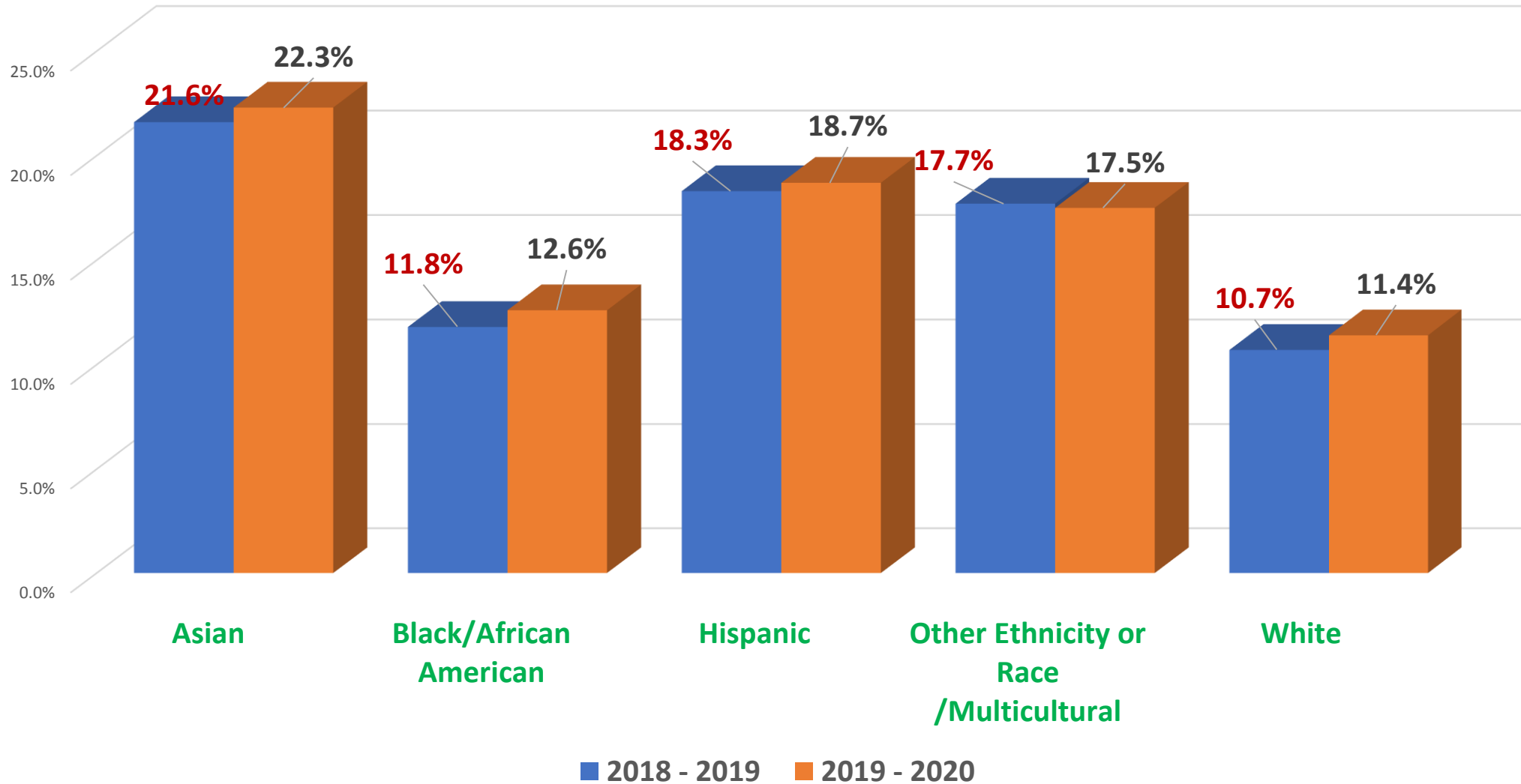
Consumers with NO POS by Ethnicity/Race

按族裔分類，沒有購買服務的客戶分佈



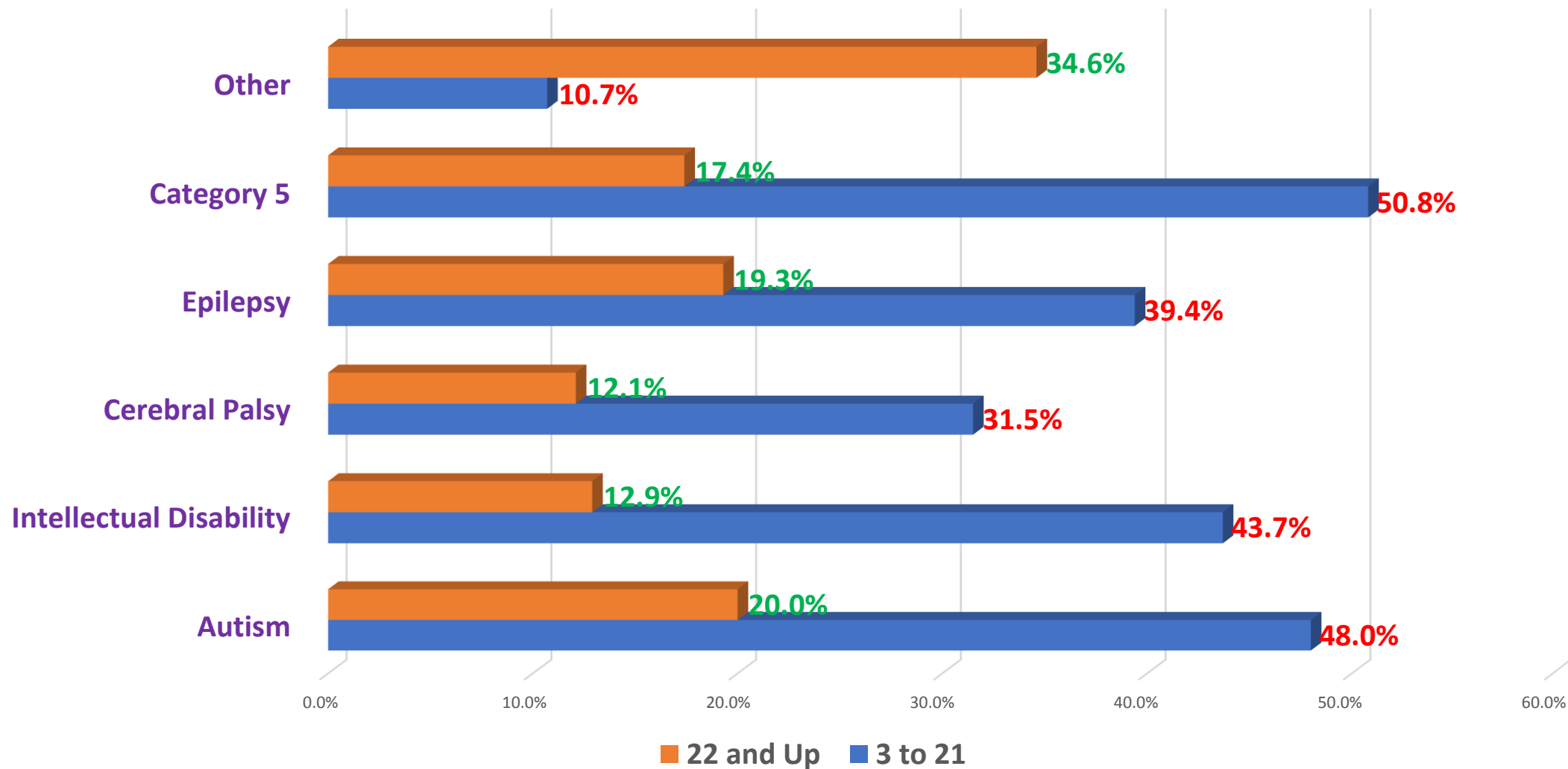
Adults with NO POS By Ethnicity or Race Year to Year

按族裔分類，沒有購買服務的成人客戶年度比較



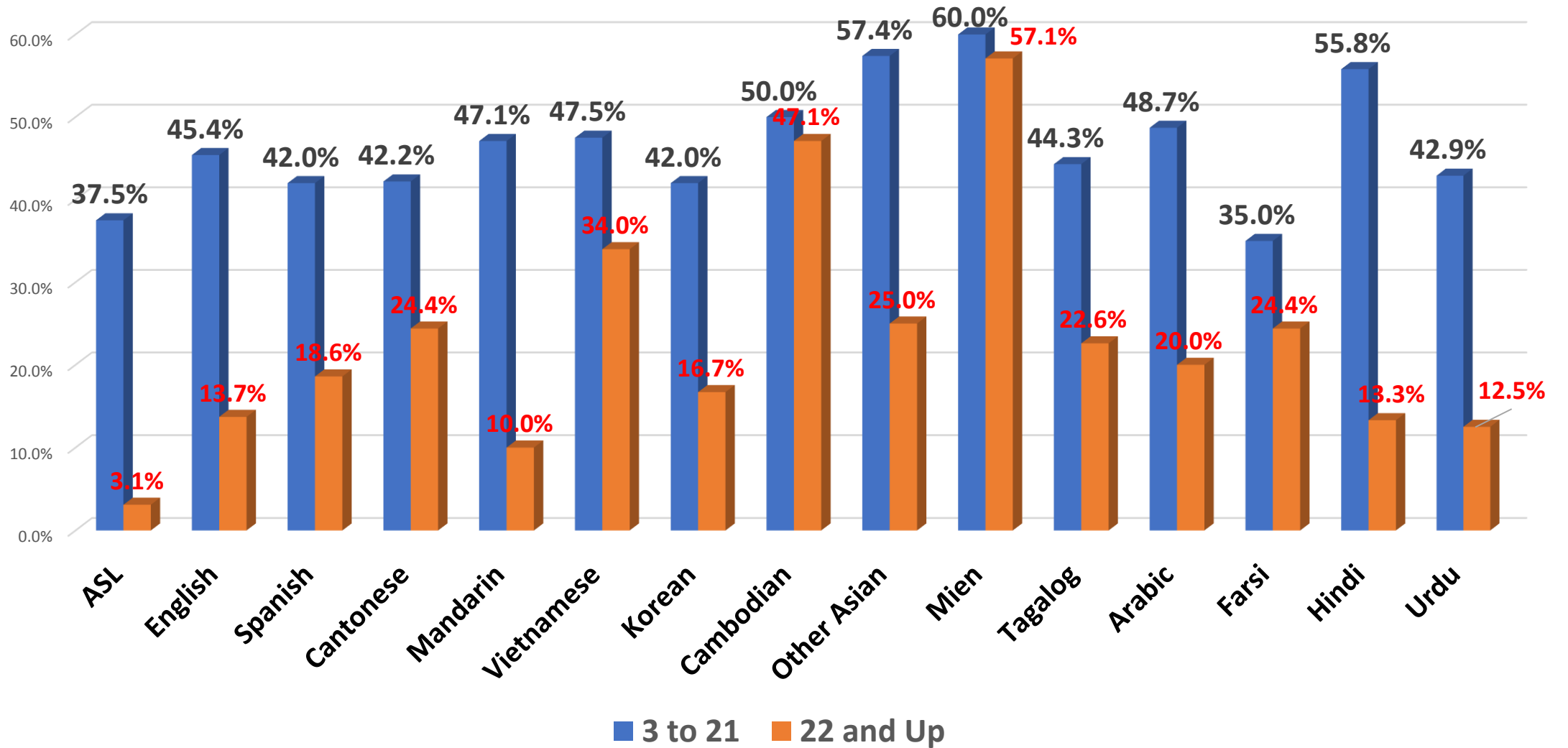
Consumers with NO POS by Diagnosis

按診斷劃分，沒有購買服務的客戶分佈



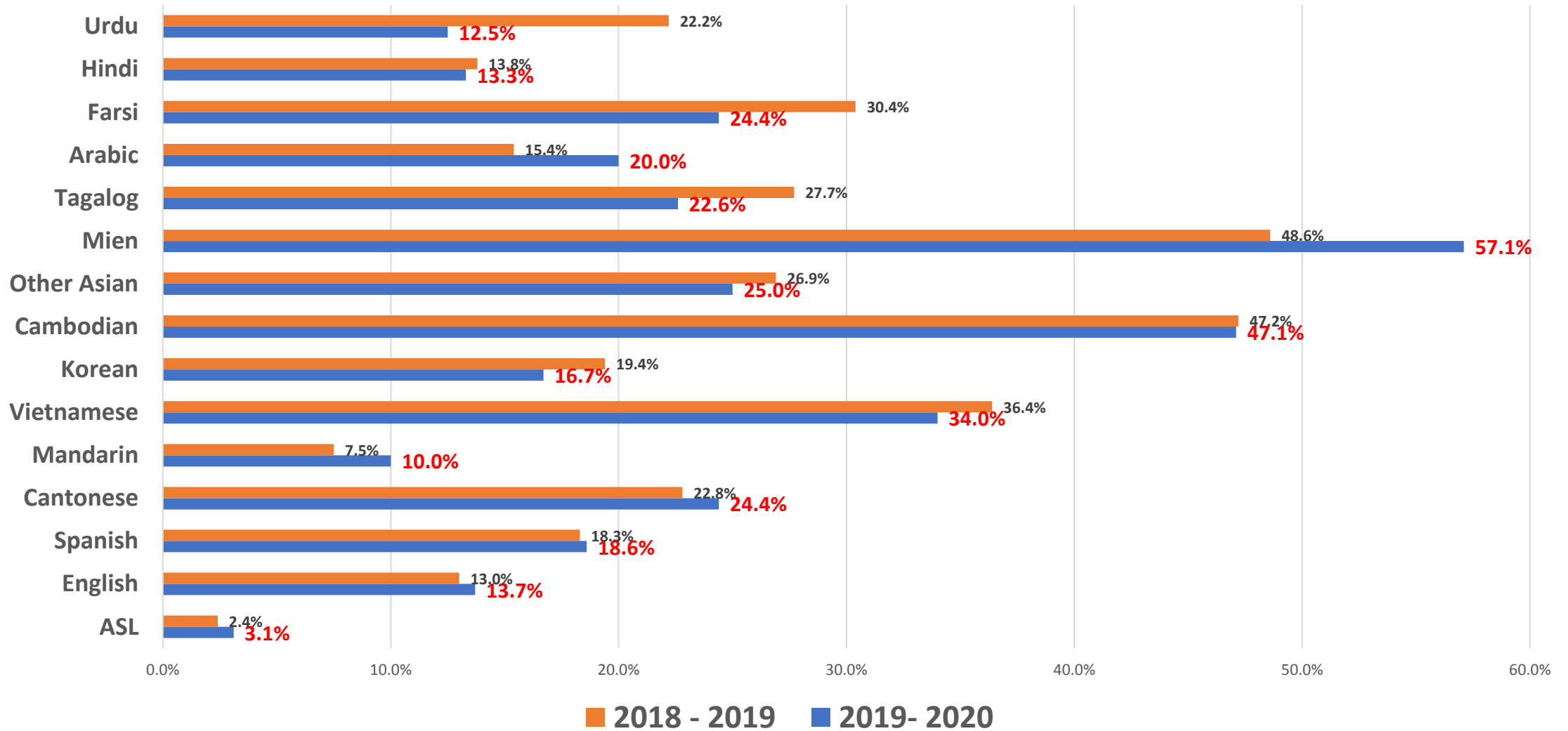
Consumers with No Purchase of Services by Language

按語言劃分，沒有購買服務的客戶分佈



Adults with NO POS By Language Year to Year

按語言劃分，沒有購買服務的客戶年度比較



Summary 總結 (1/3)

- Age and Living Arrangement Have the Largest Impact on Expenditures
年齡和居住安排對支出的影響最大
- Our population is ethnically somewhat different from the Alameda and Contra Costa census data however we need to explore why this is and look at specific age demographics in our counties. Who are we not reaching and why? 我們的人口數據，在族裔上與Alameda和Contra Costa的人口普查數據有些不同，需要探究原因，並查看各縣的特定年齡人口統計數據。哪些人是我們沒有聯繫到的，原因為何？
- The ethnic diversity of our younger consumers is much greater than for older consumers. 我們年輕客戶的族裔多元性遠大於年長客戶的族裔多元性

Summary 總結 (2/3)

- The data only reflects the authorization outcomes of IPP/IFSP meetings. It doesn't show what other resources were utilized including education, employment, insurance, and Medi-Cal. 數據僅反映IPP / IFSP會議的授權結果。它沒有顯示還利用了哪些其他資源，包括教育、就業、保險和Medi-Cal。
- Four months of data is impacted by the pandemic. We don't know how this impacted expenditures this year. 新冠病毒大流行影響了四個月的數據。我們不知道疫情會如何影響今年的支出。
- The data doesn't tell us about unmet needs 數據無法告訴我們未滿足的需求。
- We do know there are limited resources in certain geographic areas as well as limited resources with certain linguistic/cultural capacities 我們知道某些地理區域的資源，以及某些語言/文化的資源都相當有限。
- Data raises many more questions that need exploration. 數據顯示出還有很多需要探索的問題。

Summary 總結 (3/3)

Our data doesn't provide information on family socioeconomic or educational status. 我們的數據未提供有關家庭社會經濟或教育狀況的信息。

Poverty, parents working multiple jobs, frequent moves can all impact the ability to access services. 窮困、父母從事多項工作、經常搬家都可能影響獲得服務的程度。

Ongoing Efforts 持續努力

- Utilization of one delegate agency to insure the availability of bilingual case managers to serve individuals who are monolingual in Spanish 採用一個代表機構以確保雙語個案管理者有能力為只說西班牙語中的個人提供服務
- RCEB employs staff who are bilingual in many languages including, Cantonese, Vietnamese, Mandarin, Spanish, Farsi, ASL. And others
RCEB僱用的員工會說多種語言，包括廣東話、越南語、普通話、西班牙語，波斯語，ASL美國手語，和其他語言
- Support of Multicultural and Bilingual events in the community for family support and education 以支持家庭和教育的，而舉辦雙語和多元文化的社區活動
- RCEB 's performance contract has historically contained optional local public policy objectives to support family conferences that support our culturally diverse community RCEB一向和當地公共政策的目標一致，來支持我們多元文化社區的家庭

Steps Taken 採取的步驟

- Diversity and Equity Committee established by the Board 董事會設立多元文化與平權委員會

Meets every other month on the 4th Monday of the month unless it falls on a holiday. In this case the meeting is on the 3rd Monday. The meeting is open to the public
每隔一個月的第四個星期一開會。若遇到假日，會議則在第三個星期一進行。會議向公眾開放。

Disparity Funds Program 多元文化&平權基金計劃

- DDS allocates Eleven Million Dollars annually to fund projects throughout California 加州DDS每年撥款一千一百萬美元，資助全州執行此計畫
- Projects to address identified issues: 解決已確認問題的專案：
 - Adult Day Services for consumers** 成人客戶日托服務
 - Consumer Family Mentorship projects** 客戶家庭陪伴專案
 - Community Events** 社區活動
 - Family Home Agency** 寄居家庭生活服務管理機構

To Follow up on Issues Related to this Presentation Please Contact

Jairo Guiza, Diversity and Equity Specialist
500 Davis Street, Suite 100
San Leandro, CA 94577

Tel: 510.678.1131

[Email: jguiza@rceb.org](mailto:jguiza@rceb.org)

What Do You Think? 你怎麼想呢？

- What regional center services do you need/want that are not available to you or your family member?
您或您的家人需要/想要卻無法獲得哪些區域中心的服務？
- What would make a difference? 我們能做什麼改善？
- What are your unmet needs? 您未滿足的需求是什麼？